

#JUSTOBEGCLEAN

ATTEX RANGE



DEPURECO INDUSTRIAL VACUUMS SRL

CORSO VENEZIA, 32 - 10088 VOLPIANO (TO) ITALIA
TEL. +39 011 98.59.117 FAX. +39 011 98.59.326
C.F. E P.I. 02258610357
DEPURECO@DEPURECO.COM WWW.DEPURECO.COM



ATEX 2012

SUMMARY



ATEX MEANING - PAG. 5
HOW IS A DEPURECO ATEX VACUUM MADE - PAG. 7
BL - PAG. 11
XM - PAG. 13
TB - PAG. 14
ECOBULL - PAG. 15
TX - PAG. 16
ECOBULL ADDITIVE MANUFACTURING - PAG. 17
FOX TS - PAG. 18
FOX - PAG. 19
PUMA - PAG. 21
DF - PAG. 23
AC/MINIAIR - PAG. 25
SWAN - PAG. 26
CVS - PAG. 27
DV AIR - PAG. 28
HF - PAG. 29
DISCHARGE SYSTEM - PAG. 30
PASSIVE PROTECTION - PAG. 31

ATEX



The European Union adopted two European directives in regard to health and safety, known as ATEX 2014/34/UE (also ATEX 114) and ATEX 99/92/CE (also ATEX 137 or ATEX 153), concerning the risk of the existence of potentially explosive atmospheres.

2014/34/EU for the regulation of those devices to be used in zones where a risk of explosion exists; the directive points at those manufacturers of equipment intended for use in areas with potentially explosive atmospheres and at an obligation to certify these products; Directive 94/9/CE was cancelled and replaced effectively from 20 April 2016;

99/92/CE for the workers safety and health in explosive atmospheres; it is applied to those environments where a risk of explosion exists, where installations and certified tooling is used and it is consequently addressed to the users.



ATEX ZONES CLASSIFICATION

 DUST	ZONE 20 MARKING 1D	ZONE 21 MARKING 2D	ZONE 22 MARKING 3D
	ZONE 0 MARKING 1G	ZONE 1 MARKING 2G	ZONE 2 MARKING 3G
 GAS	HIGH PROBABILITY OF EXPLOSION	MEDIUM PROBABILITY OF EXPLOSION	LOW PROBABILITY OF EXPLOSION

EXPLOSION PENTAGON

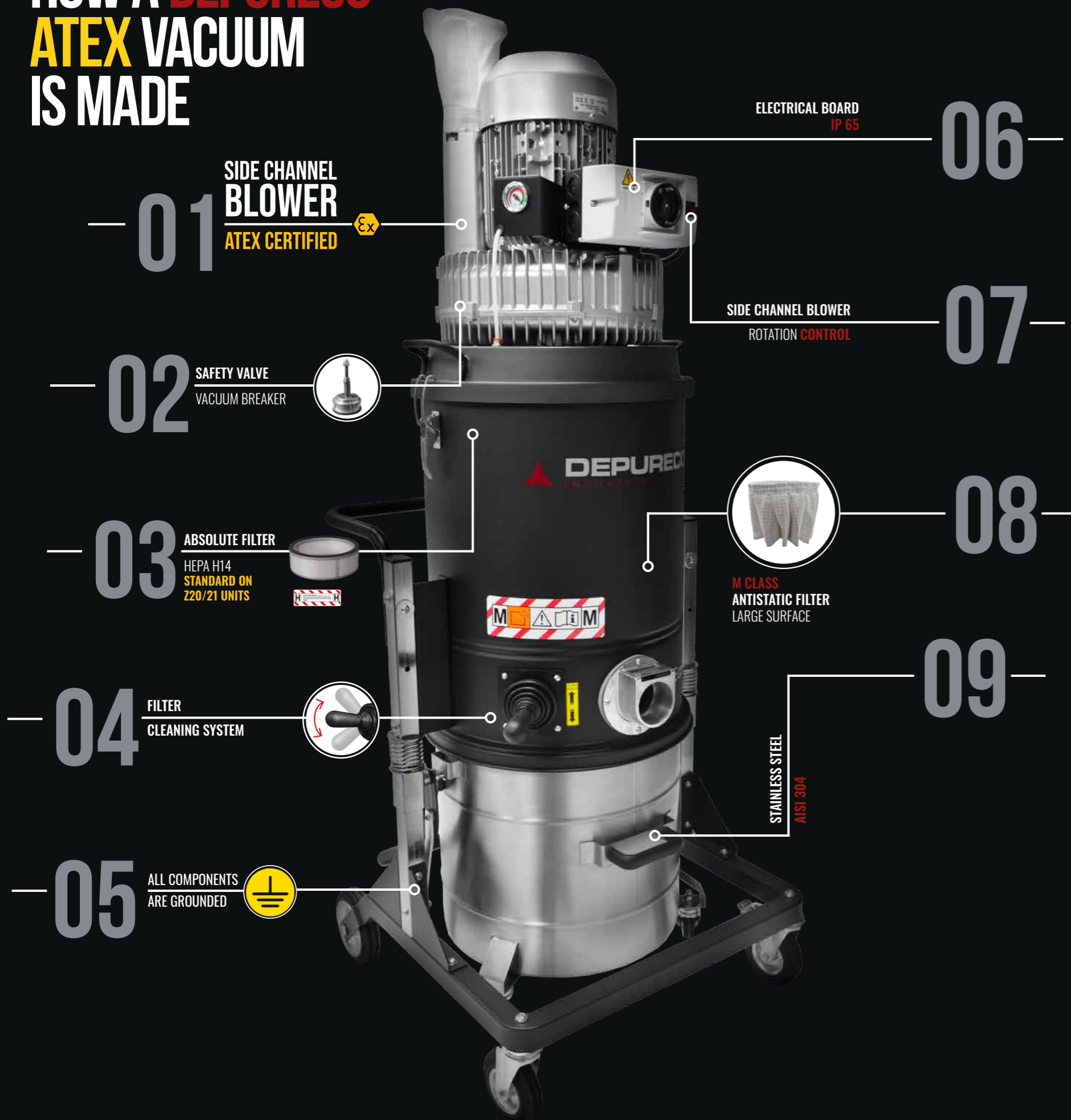
Just like the fire triangle, that represents the flammability conditions (and of consequent explosion), for liquid and gaseous combustibles, it is common to refer to "the explosion pentagon" when it comes to dusts as well as gases, vapours and mists.

The five conditions represented in the pentagon of the explosions, and necessary to create the conditions for an explosion are:

1. PRESENCE OF COMBUSTIBLE DUST
2. PRESENCE OF A COMBUSTION AGENT IN THE ENVIRONMENT
3. PRESENCE OF AN IGNITION SOURCE
4. DELIMITED ENVIRONMENT
5. MIXING OF REAGENTS



HOW A **DEPURECO** **ATEX** VACUUM IS MADE



01 SIDE CHANNEL BLOWER
ATEX CERTIFIED 

06 ELECTRICAL BOARD
IP 65

07 SIDE CHANNEL BLOWER
ROTATION CONTROL


02 SAFETY VALVE
VACUUM BREAKER 

03 ABSOLUTE FILTER
HEPA H14
STANDARD ON
Z20/Z21 UNITS 

08 M CLASS
ANTISTATIC FILTER
LARGE SURFACE 

04 FILTER
CLEANING SYSTEM 

09 STAINLESS STEEL
AISI 304

05 ALL COMPONENTS
ARE GROUNDED 

SUITABLE ACCESSORIES FOR **ATEX** APPLICATIONS

AN ACCESSORY, TO BE USED IN AN ATEX CLASSIFIED ENVIRONMENT, MUST BE ABLE TO ELECTRICALLY CONDUCT ALL ELECTROSTATIC CHARGES THAT MAY ARISE DURING THE SUCTION PROCESS. THE RESISTIVITY, EXPRESSED IN 10Ω , OF THE MATERIALS USED IN THE ACCESSORIES CHARACTERIZES THEIR ABILITY TO DISCHARGE ELECTROSTATIC ENERGY.

FLEXIBLE TUBES



ELECTROCONDUCTIVE "EVA" Ø 40 - Ø 50 MM
Made of permanent electroconductive material $\leq 10 \Omega$ Ohm / meter. Lightweighted, extremely flexible even at low temperatures. Resistant to hydrolysis, microbiotic attacks and UV rays



ANTISTATIC POLYURETHANE Ø 40 - Ø 50 - Ø 70 - Ø 100 MM
Made of antistatic polyurethane with copper helicoid $\leq 10 \Omega$ Ohm / meter, in accordance with ATEX 2014/34 / EU (1999/92 / EC). Its resistance makes it ideal for applications in the ATEX area, where the material to be vacuumed is abrasive and / or aggressive.

ANTISTATIC ACCESSORIES



<p>"S" HANDGRIP FOR FLOOR BRUSH</p>  <p>STURDY METAL "S" PIPE FOR 70 MM DIAMETER FLOOR BRUSH.</p>	<p>ANTISTATIC FLOOR BRUSH WITH BRASS BRISTLES STRIPS</p>  <p>ANTISTATIC FLOOR BRUSH WITH BRASS BRISTLES FOR A USE WITH ATEX CERTIFIED VACUUMS 40 - 50MM Ø.</p>	<p>PROBE PIPE WITH HANDLE</p>  <p>GALVANISED STEEL SUCTION PIPE 50 MM DIAMETER.</p>	<p>EXTENSION PIPE WITH HANDLE</p>  <p>70 MM DIAMETER PROBE PIPE WITH INNER LINER FOR THE PASSAGE OF THE AIR. USEFUL FOR VACUUMING PILES OF MATERIAL.</p>
<p>SCRAPING SUCTION PIPE</p>  <p>GALVANISED STEEL SUCTION PIPE 40 - 50MM Ø.</p>	<p>RUBBER BRUSH WITH ANTISTATIC BRASS BRISTLES STRIPS</p>  <p>ROUND SUCTION BRUSH WITH BRASS BRISTLES FOR 40 - 50MM Ø DIAMETER FLEXIBLE HOSE. CONDUCTIVE ACCESSORY, CONVENIENT FOR A USE WITH ATEX INDUSTRIAL VACUUMS.</p>	<p>BRUSH WITH ANTISTATIC BRASS BRISTLES STRIPS</p>  <p>ROUND SUCTION BRUSH WITH BRASS BRISTLES FOR 40 - 50MM Ø FLEXIBLE HOSE. CONDUCTIVE ACCESSORY, CONVENIENT FOR A USE WITH ATEX INDUSTRIAL VACUUMS.</p>	<p>ANTISTATIC RUBBER CONIC SECTION WITH METAL FITTING</p>  <p>ANTISTATIC CONIC SECTION WITH METAL FITTING FOR 40 - 50 - 70 MM Ø FLEXIBLE HOSE.</p>
<p>ANTISTATIC FLAT PIPE</p>  <p>GALVANISED STEEL SUCTION NOZZLE. HANDY AND DURABLE. CONDUCTIVE AND THEREFORE SUITABLE FOR WORKING WITH ATEX CERTIFIED MACHINES. Ø 40 - Ø 50 - Ø 70MM FLEXIBLE HOSE FITTING.</p>	<p>ANTISTATIC RUBBER FLAT PIPE WITH METAL FITTING</p>  <p>SUCTION LANCE IN SPECIAL OIL-PROOF RUBBER, CARBON-LOADED AND THEREFORE CONDUCTIVE. SUITABLE FOR WORKING WITH ATEX CERTIFIED MACHINES. 40 - 50MM Ø FLEXIBLE HOSE FITTING.</p>	<p>ANTISTATIC RUBBER CONIC BEND WITH METAL FITTING</p>  <p>SUCTION CONE IN SPECIAL OIL-PROOF RUBBER, CARBON-LOADED AND THEREFORE CONDUCTIVE. SUITABLE FOR WORKING WITH ATEX CERTIFIED MACHINES. THE CONE CAN BE CUT IN VARIOUS MARKED POINTS IN ORDER TO INCREASE THE SUCTION SECTION. 40 - 50MM Ø FLEXIBLE HOSE FITTING.</p>	<p>ANTISTATIC SWEEPER NOZZLE WITH METAL FITTING</p>  <p>SUCTION CUP IN SPECIAL OIL-PROOF RUBBER, CARBON-LOADED AND THEREFORE CONDUCTIVE. SUITABLE FOR WORKING WITH ATEX CERTIFIED MACHINES. 40 - 50MM Ø FLEXIBLE HOSE FITTING.</p>

**MORE THAN
40 MODELS
IN OUR
ATEX RANGE**

**ATEX
Z2-Z22**



ATEX Z22

ATEX Z2 - Z22

ATEX Z20/22

ATEX Z20/21



CHARACTERISTICS

DIRTY FILTER INDICATOR

HEAD WITH DOUBLE STAGE FILTRATION SYSTEM 230V/110V

BRUSHLESS MOTOR

ANTISTATIC M CLASS STAR FILTER

FULL STAINLESS STEEL AISI 304

BIN 45 LT

ERGONOMICAL HANDLE TO DISCHARGE THE BIN

ALL COMPONENTS ARE GROUNDED

BL 20 JC Z22 II3D

DIRTY FILTER INDICATOR

HEAD WITH DOUBLE STAGE FILTRATION SYSTEM 230V/110V

JET-CLEAN SYSTEM

ANTISTATIC CONICAL M CLASS FILTER CARTRIDGE

FULL STAINLESS STEEL AISI 304 DETACHABLE BIN ON WHEELS

BIN 20 LT

ALL COMPONENTS ARE GROUNDED

BL 45 Z22 II3D

DIRTY FILTER INDICATOR

HEAD WITH DOUBLE STAGE FILTRATION SYSTEM 230V/110V

BRUSHLESS MOTOR

ANTISTATIC M CLASS STAR FILTER

15.000 cm²

MANUAL FILTER SHAKER

ALL COMPONENTS ARE GROUNDED

BL 45 JC Z22 II3D

BRUSHLESS MOTOR

HEAD WITH DOUBLE STAGE FILTRATION SYSTEM 230V/110V

DIRTY FILTER INDICATOR

JET-CLEAN SYSTEM

ANTISTATIC CONICAL M CLASS FILTER CARTRIDGE

35.000 cm²

FULL STAINLESS STEEL AISI 304 DETACHABLE BIN ON WHEELS

BIN 45 LT

ALL COMPONENTS ARE GROUNDED

_BL TECHNICAL DATA

From 1,1 Kw **POWER** From 6.000 Cm² to 35.000Cm² **SURFACE** From 20 Lt to 45 Lt **CAPACITY**

		BL PRO ATEX Z22	BL 20 JC Z22 II3D	BL 45 Z22 II3D	BL 45 JC Z22 II3D
POWER	kW - HP	1~ 1,1 - 1,5	1~ 1,1 - 1,5	1~ 1,1 - 1,5	1~ 1,1 - 1,5
MAXIMUM VACUUM	mBar	230	230	230	230
MAXIMUM AIR FLOW	m ³ /h	220	220	220	220
FILTER MEDIA		Antistatic Polyester	Antistatic Polyester	Antistatic Polyester	Antistatic Polyester
SURFACE AREA	cm ²	6.000	35.000	15.000	35.000
BIN CAPACITY	Lt	45	20	45	45
ATEX MARKING		II 3 D Ex htc IIIB T140°C Dc	II 3 D Ex htc IIIB T140°C Dc	II 3 D Ex htc IIIB T140°C Dc	II 3 D Ex htc IIIB T140°C Dc



CHARACTERISTICS



CHARACTERISTICS



XM20 TECHNICAL DATA



TB TECHNICAL DATA



		XM 20T M Z22 II36D	XM 20T T Z22 II36D
POWER	kW - HP	1~ 1,8 - 2,4	3~ 1,8 - 2,4
MAXIMUM VACUUM	mBar	230	230
VACUUM IN CONTINUOUS	mBar	180	180
MAXIMUM AIR FLOW	m ³ /h	280	280
FILTER MEDIA		Antistatic Polyester	Antistatic Polyester
SURFACE AREA	cm ²	35.000	35.000
BIN CAPACITY	Lt	20	45
ATEX MARKING		II 3 D Ex htc IIB T140°C GC/Dc	II 3 D Ex htc IIB T140°C GC/Dc

		TB M Z22 II3D	TB T Z22	TB PLUS Z22
POWER	kW - HP	1~ 1,8 - 2,4	3~ 1,8 - 2,4	3~ 2,2 - 3
MAXIMUM VACUUM	mBar	230	230	250
VACUUM IN CONTINUOUS	mBar	180	180	200
MAXIMUM AIR FLOW	m ³ /h	280	280	270
FILTER MEDIA		Antistatic Polyester	Antistatic Polyester	Antistatic Polyester
SURFACE AREA	cm ²	15.000	15.000	15.000
BIN CAPACITY	Lt	45	45	45
ATEX MARKING		II 3 D Ex htc IIB T140°C Dc	II 3 D Ex htc IIB T140°C Dc	II 3 D Ex htc IIB T140°C Dc



CHARACTERISTICS

SIDE CHANNEL BLOWER ATEX CERTIFIED

SAFETY VALVE STANDARD

MANUAL FILTER SHAKER

(OPTIONAL) ABSOLUTE FILTER HEPA H14
FILTRATION EFFICIENCY OF 99,995 % OVER 0,18 µ

ANTISTATIC M CLASS STAR FILTER
24.000 cm²

FULL STAINLESS STEEL AISI 304
DETACHABLE BIN ON WHEELS
65/100 LT BIN

ALL COMPONENTS ARE GROUNDED

CHARACTERISTICS

(OPTIONAL) ABSOLUTE FILTER HEPA H14
FILTRATION EFFICIENCY OF 99,995 % OVER 0,18 µ

SIDE CHANNEL BLOWER ATEX CERTIFIED

MANUAL FILTER SHAKER

ANTISTATIC M CLASS STAR FILTER
24.000 cm²

TANGENTIAL INLET WITH CYCLONE SYSTEM

FULL STAINLESS STEEL AISI 304
DETACHABLE BIN ON WHEELS
100 LT BIN

ALL COMPONENTS ARE GROUNDED

TX ATEX Z22

ECOBULL TECHNICAL DATA

POWER From 1,8 Kw to 4 Kw

SURFACE From 24.000 Cm²

CAPACITY 65/100 Lt

TX TECHNICAL DATA

POWER From 3 Kw to 7,5 Kw

SURFACE From 24.000 Cm²

CAPACITY 100 Lt

OPTIONAL

SP SYSTEM
AUTOMATIC REVERSE JET CLEANING SYSTEM



		ECOBULL M Z22 II3D	ECOBULL T Z22 II3D	ECOBULL PLUS Z22 AM		TX 300 Z22 II3GD	TX 400 Z22 II3GD	TX 550 P Z22 II3GD	TX 550 S Z22 II3GD	
POWER	kW - HP	1~ 1,8-2,4	3~ 3-4	3~ 4-5,5	POWER	3~ 3-4	3~ 4-5,5	3~ 5,5-7,5	3~ 5,5-7,5	
MAXIMUM VACUUM	mBar	230	270	310	MAXIMUM VACUUM	270	310	270	470	
VACUUM IN CONTINUOUS	mBar	180	240	230	VACUUM IN CONTINUOUS	240	230	240	400	
MAXIMUM AIR FLOW	m ³ /h	280	350	450	MAXIMUM AIR FLOW	350	450	550	320	
FILTER MEDIA		Antistatic Polyester	Antistatic Polyester	Antistatic Polyester	FILTER MEDIA	Antistatic Polyester	Antistatic Polyester	Antistatic Polyester	Antistatic Polyester	
SURFACE AREA	cm ²	24.000	24.000	24.000	SURFACE AREA	24.000	24.000	24.000	24.000	
BIN CAPACITY	Lt	65/100	65/100	65/100	BIN CAPACITY	100	100	100	100	
ATEX MARKING	Ex	II 3 G/D Ex htc IIB T140°C Gc/Dc	II 3 G/D Ex htc IIB T140°C Gc/Dc	II 3D Ex htc IIB T140°C Dc	ATEX MARKING	Ex	II 3 G/D Ex htc IIB T140°C Gc/Dc	II 3 D Ex htc IIB T140°C Dc	II 3 G/D Ex htc IIB T140°C Gc/Dc	II 3 D Ex htc IIB T140°C Dc



CHARACTERISTICS



CHARACTERISTICS



FOX TS ATEX Z22

ECOBULLAM TECHNICAL DATA

From 1,8 Kw to 4 Kw **POWER**
 From 35.000 Cm² **SURFACE**
 65/100 Lt **CAPACITY**

WITH IMMERSION SEPARATION SYSTEM FOR METAL DUST ATEX UNIT IIC CERTIFIED

		ECOBULL M Z22 AM	ECOBULL T Z22 AM	ECOBULL PLUS Z22 AM
POWER	kW - HP	3~ 1,8 - 2,4	3~ 3 - 4	3~ 4 - 5,5
MAXIMUM VACUUM	mBar	230	270	310
VACUUM IN CONTINUOUS	mBar	180	240	230
MAXIMUM AIR FLOW	m ³ /h	280	350	450
FILTER MEDIA		Antistatic Polyester	Antistatic Polyester	Antistatic Polyester
SURFACE AREA	cm ²	35.000	35.000	35.000
BIN CAPACITY	Lt	65/100	65/100	65/100
ATEX MARKING		II 3GD Ex tD IIC T 140°C Dc	II 3GD Ex tD IIC T 140°C Dc	II 3D Ex tD IIC T 140°C Dc

FOXTS TECHNICAL DATA

From 2,2 Kw to 4 Kw **POWER**
 From 15.000 Cm² **SURFACE**
 50 Lt **CAPACITY**

		FOX TS 3 Z22 I13D	FOX TS 5,5 Z22 I13D
POWER	kW - HP	3~ 2,2 - 3	3~ 4 - 5,5
MAXIMUM VACUUM	mBar	250	310
VACUUM IN CONTINUOUS	mBar	200	230
MAXIMUM AIR FLOW	m ³ /h	270	450
FILTER MEDIA		Antistatic Polyester	Antistatic Polyester
SURFACE AREA	cm ²	15.000	15.000
BIN CAPACITY	Lt	50	50
ATEX MARKING		II 3D Ex III C T 140°C Dc	II 3D Ex III C T 140°C Dc



FOX ATEX Z20/22

FOX ATEX Z20/21

CHARACTERISTICS

ZONE 20 INSIDE CERTIFIED

SIDE CHANNEL BLOWER ATEX CERTIFIED

ALL COMPONENTS ARE GROUNDED

DETACHABLE FULL STAINLESS STEEL AISI 304 BIN 100 LT

(OPTIONAL) ABSOLUTE FILTER HEPA H14
 FILTRATION EFFICIENCY OF 99,995 % OVER 0,18 µ
STANDARD ON Z20/21

TANGENTIAL INLET WITH CYCLONE SYSTEM

ANTISTATIC M CLASS STAR FILTER
 24.000 cm²

AUTOMATIC FILTERCLEANINGSYSTEM

SP SYSTEM IS MANAGED BY AN ELECTRONIC PROGRAMMER INSTALLED ON BOARD

SP SYSTEM
 AUTOMATIC REVERSE JET CLEANING SYSTEM
90.000 CM²

OPTIONAL

FOX TECHNICAL DATA

POWER From 2,2 Kw to 7,5 Kw

SURFACE From 24.000 Cm² to 90.000 Cm²

CAPACITY 100 Lt

		FOX 3 Z22 II1/3D	FOX 5,5 Z22 II1/3D	FOX 7,5 Z22 II1/3D	FOX 10 Z22 II1/3D	FOX 3 Z21 II1/2D	FOX 5,5 Z21 II1/2D	FOX 7,5 Z21 II1/2D	FOX 10 Z21 II1/2D
POWER	kW - HP	3~ 2,2 - 3	3~ 4 - 5,5	3~ 5,5 - 7,5	3~ 7,5 - 10	3~ 2,2 - 3	3~ 4 - 5,5	3~ 5,5 - 7,5	3~ 7,5 - 10
MAXIMUM VACUUM	mBar	260	310	270	310	260	310	270	310
VACUUM IN CONTINUOUS	mBar	200	230	240	280	200	230	240	280
MAXIMUM AIR FLOW	m ³ /h	320	450	550	550	320	450	550	550
FILTER MEDIA		Antistatic Polyester	Antistatic Polyester	Antistatic Polyester	Antistatic Polyester	Antistatic Polyester	Antistatic Polyester	Antistatic Polyester	Antistatic Polyester
SURFACE AREA	cm ²	24.000	24.000	24.000	24.000	24.000	24.000	24.000	24.000
BIN CAPACITY	Lt	100	100	100	100	100	100	100	100
ATEX MARKING		II 1/3 D Ex htc III C T140 °C Da/Dc	II 1/3 D Ex htc III C T140 °C Da/Dc	II 1/3 D Ex htc III C T140 °C Da/Dc	II 1/3 D Ex htc III C T140 °C Da/Dc	II 1/2 D Ex htc III C T140 °C Da/Dc	II 1/2 D Ex htc III C T140 °C Da/Dc	II 1/2 D Ex htc III C T140 °C Da/Dc	II 1/2 D Ex htc III C T140 °C Da/Dc



PUMA ATEX Z20/22

PUMA ATEX Z20/21

CHARACTERISTICS



ZONE 20
INSIDE
CERTIFIED



(OPTIONAL)
ABSOLUTE FILTER
HEPA H14

FILTRATION EFFICIENCY OF 99,995 % or 0,18 µ
STANDARD ON Z20/21



ANTISTATIC
M CLASS STAR FILTER



45.000 cm² / 180.000 cm²



TANGENTIAL INLET
WITH CYCLONE SYSTEM



ALL COMPONENTS
ARE GROUNDED

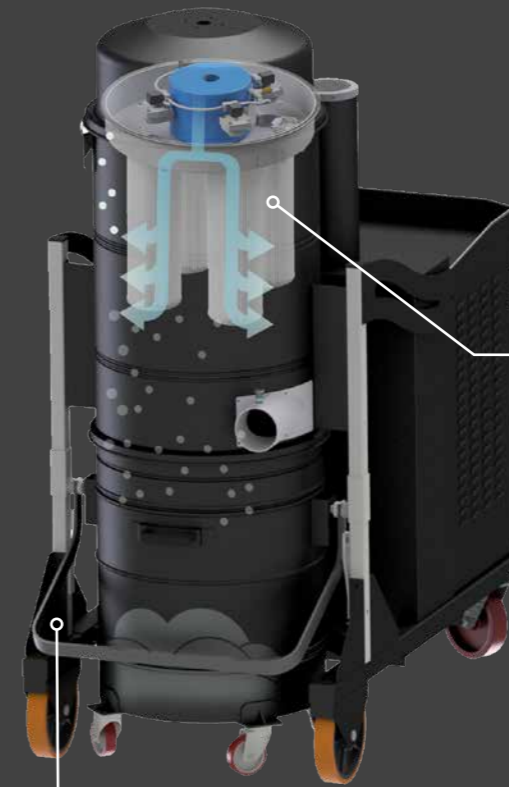


FULL STAINLESS
STEEL AISI 304
DETACHABLE BIN ON WHEELS

175 LT



AUTOMATIC
FILTERCLEANINGSYSTEM



SP SYSTEM
IS MANAGED
BY AN ELECTRONIC
PROGRAMMER
INSTALLED ON BOARD



OPTIONAL



SP
SYSTEM
AUTOMATIC
REVERSE
JET CLEANING
SYSTEM
120.000 CM²

PUMATECHNICALDATA



From 7,5 Kw to 18,5 Kw

POWER



From 45.000 Cm² to 180.000 Cm²

SURFACE



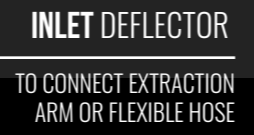
175 Lt

CAPACITY

		PUMA 10 Z22 II1/3D	PUMA 15 Z22 II1/3D	PUMA 20 Z22 II1/3D	PUMA 25 Z22 II1/3D	PUMA 30 P Z22 II1/3D	PUMA 30 S Z22 II1/3D	PUMA 10 Z21 II1/2D	PUMA 15 Z21 II1/2D	PUMA 20 Z21 II1/2D	PUMA 25 Z21 II1/2D	PUMA 30 P Z21 II1/2D	PUMA 30 S Z21 II1/2D
POWER	kW - HP	3~ 7,5 - 10	3~ 11 - 15	3~ 15 - 20	3~ 18,5 - 25	3~ 22 - 30	3~ 18,5 - 25	3~ 7,5 - 10	3~ 11 - 15	3~ 15 - 20	3~ 18,5 - 25	3~ 22 - 30	3~ 22 - 30
MAXIMUM VACUUM	mBar	310	390	420	350	240	550	310	390	420	350	240	550
VACUUM IN CONTINUOUS	mBar	280	300	350	270	200	380	270	300	350	270	170	380
MAXIMUM AIR FLOW	m ³ /h	700	920	920	1350	1985	1180	750	950	950	1350	1940	1180
FILTER MEDIA		Antistatic Polyester	Antistatic Polyester	Antistatic Polyester	Antistatic Polyester	Antistatic Polyester	Antistatic Polyester	Antistatic Polyester	Antistatic Polyester	Antistatic Polyester	Antistatic Polyester	Antistatic Polyester	Antistatic Polyester
SURFACE AREA	cm ²	45.000	45.000	45.000	45.000	180.000	180.000	45.000	45.000	45.000	45.000	180.000	180.000
BIN CAPACITY	Lt	175	175	175	175	175	175	175	175	175	175	175	175
ATEX MARKING	Ex	II 1/3 D Ex htc III C T140°C Da/Dc	II 1/3 D Ex htc III C T140°C Da/Dc	II 1/3 D Ex htc III C T140°C Da/Dc	II 1/3 D Ex htc III C T140°C Da/Dc	II 1/3 D Ex htc III C T140°C Da/Dc	II 1/3 D Ex htc III C T140°C Da/Dc	II 1/2 D Ex htc III C T140°C Da/Dc	II 1/2 D Ex htc III C T140°C Da/Dc	II 1/2 D Ex htc III C T140°C Da/Dc	II 1/2 D Ex htc III C T140°C Da/Dc	II 1/2 D Ex htc III C T140°C Da/Dc	II 1/2 D Ex htc III C T140°C Da/Dc



MOBILE DUST COLLECTOR ATEX CERTIFIED





150mm diameter suction arm jointed in three parts for a total length of 3 metres. Construction in AISI 316 stainless steel, completely conductive and ATEX certified for working with certified vacuum cleaners and in ATEX classified environments. On request the ATEX arm can be supplied entirely in grade 316 stainless steel suitable for food, chemical and pharmaceutical industries.




FILTER CLEANING SYSTEM

EFFICIENT & RELIABLE
Studied for shavings, granules and wet materials.
Semi-automatic hand shaker system for star filter cleaning.



THE SP SYSTEM IS PERFECT FOR BIG QUANTITIES OF FINE AND DIFFICULT DUSTS.
The SP system allows to keep the filter clean automatically without stopping the vacuum. Each filter is cleaned periodically with a compressed air jet.

DF TECHNICAL DATA




		DF 075 Z22 II3GD	DF 22 Z22 II3GD	DF 40 Z22 II3GD	DF FIX 55 Z22 II3GD	DF FIX 75 Z22 II3GD
POWER	kW - HP	3~ 0,75 - 1	3~ 2,2 - 3	3~ 4 - 5,5	3~ 5,5 - 7,5	3~ 7,5 - 10
MAXIMUM VACUUM	mm/H ₂ O	180 160 130	352 350 350	370 340 270	480	575
STATIC INLET DEPRESSION	mm/H ₂ O	180 150 123	340 320 280	300 270 200	---	---
MAXIMUM AIR FLOW	m ³ /h	400 800 1000	800 1000 1400	1500 2100 2700	2700	3900
SUCTION INLET	mm Ø	100 120 150	100 120 150	150 180 200	200	200
FILTER MEDIA		Antistatic Polyester	Antistatic Polyester	Antistatic Polyester	Antistatic Polyester	Antistatic Polyester
SURFACE AREA	cm ²	24.000	24.000	45.000	45.000	45.000
BIN CAPACITY	Lt	65/100	65/100	65	175	175
ATEX MARKING		II 3 G/D Ex htc IIIB T140°C Gc/Dc	II 3 G/D Ex htc IIIB T140°C Gc/Dc	II 3 G/D Ex htc IIIB T140°C Gc/Dc	II 3 G/D Ex htc IIIB T140°C Gc/Dc	II 3 G/D Ex htc IIIB T140°C Gc/Dc



AC Z21/Z2-Z22

CHARACTERISTICS



SUCTION UNIT
VENTURI PIPE

TANGENTIAL INLET WITH CYCLONE SYSTEM

SUCTION UNIT
The vacuum cleaner is equipped with TWO EJECTORS which generate, without the use of mechanical elements, a very powerful vacuum performance.

ANTISTATIC M CLASS STAR FILTER
24.000 cm²
15.000 cm²

MANUAL FILTER SHAKER

FULL STAINLESS STEEL AISI 304 DETACHABLE BIN ON WHEELS
65/100 LT BIN

FULL STAINLESS STEEL AISI 304 DETACHABLE BIN ON WHEELS
BIN 45 LT

MINI AIR ATEX Z22

ALL COMPONENTS ARE GROUNDED

CHARACTERISTICS



ANTISTATIC M CLASS STAR FILTER
24.000 cm²

SMART LEVERAGE TO DETACH THE BIN

SIDE CHANNEL BLOWER ATEX CERTIFIED

(OPTIONAL) ABSOLUTE FILTER HEPA H 14
FILTRATION EFFICIENCY OF 99,995 % OVER 0,18 μ

TANGENTIAL INLET WITH CYCLONE SYSTEM

FULL STAINLESS STEEL AISI 304
50 LT BIN

SWAN ATEX Z22

_AC TECHNICAL DATA

500 MBAR DEPRESSION **From 15.000 Cm² to 24.000 Cm² SURFACE** **65/100 Lt CAPACITY**

_SWAN TECHNICAL DATA

2,2 kW POWER **24.000 cm² SURFACE** **50 LT CAPACITY**

_OPTIONAL



SP SYSTEM
AUTOMATIC REVERSE JET CLEANING SYSTEM
120.000 CM²

		SWAN Z22 II3D
POWER	kW - HP	3~ 2,2 - 3
MAXIMUM VACUUM	mBar	250
VACUUM IN CONTINUOUS	mBar	200
MAXIMUM AIR FLOW	m ³ /h	270
FILTER MEDIA		Antistatic Polyester
SURFACE AREA	cm ²	24.000
BIN CAPACITY	Lt	50
ATEX MARKING	Ex	II 3 D Ex htc IIIB T140°C Dc

		AC 65 Z22 II3GD	AC 100 Z22 II3GD	AC 65 Z21 IID	AC 100 Z21 IID	MIINI AIR Z22 3GD
REQUIRED PRESSURE	Bar	3~ 6 - 8	3~ 6 - 8	3~ 6 - 8	3~ 6 - 8	3~ 6 - 8
MAXIMUM VACUUM	mBar	500	500	500	500	500
MAXIMUM AIR FLOW	m ³ /h	480	480	480	480	250
FILTER MEDIA		Antistatic Polyester	Antistatic Polyester	Antistatic Polyester	Antistatic Polyester	Antistatic Polyester
SURFACE AREA	cm ²	24.000	24.000	24.000	24.000	15.000
BIN CAPACITY	Lt	65	100	65	100	45
ATEX MARKING	Ex	II 3 G/D Ex htc IIIB T100°C Gc/Dc	II 3 G/D Ex htc IIIB T100°C Gc/Dc	IID c T100 °C	IID c T100 °C	II 3 G/D Ex htc IIIB T100°C Gc/Dc



CHARACTERISTICS

SAFETY VALVE STANDARD

SIDE CHANNEL BLOWER ATEX CERTIFIED

(OPTIONAL) ABSOLUTE FILTER HEPA H14
FILTRATION EFFICIENCY OF 99,995 % or 0,18 µ

INOX ELECTRICAL BOARD INCLUDED

ALL COMPONENTS ARE GROUNDED

CVS TECHNICAL DATA From 4 Kw to 22 Kw **POWER**

		CVS 40 Z22	CVS 55 Z22	CVS 75 Z22	CVS 110 Z22
POWER	kW - HP	3~ 4 - 5,5	3~ 5,5 - 7,5	3~ 7,5 - 10	3~ 11 - 15
MAXIMUM VACUUM	mBar	310	270	310	460
VACUUM IN CONTINUOUS	mBar	230	240	280	420
MAXIMUM AIR FLOW	m³/h	450	550	700	480
FILTER MEDIA		Antistatic Polyester	Antistatic Polyester	Antistatic Polyester	Antistatic Polyester

		CVS150 Z22	CVS 185 Z22	CVS 200 P Z22	CVS 200 S Z22
POWER	kW - HP	3~ 15 - 20	3~ 18,5 - 25	3~ 22 - 30	3~ 18,5 - 25
MAXIMUM VACUUM	mBar	420	310	240	550
VACUUM IN CONTINUOUS	mBar	350	270	200	380
MAXIMUM AIR FLOW	m³/h	920	1380	1985	1100
FILTER MEDIA		Antistatic Polyester	Antistatic Polyester	Antistatic Polyester	Antistatic Polyester

CHARACTERISTICS

ANTISTATIC "M" CLASS CARTRIDGES & SP SYSTEM
AUTOMATIC REVERSE JET CLEANING SYSTEM
THE SP SYSTEM IS PERFECT FOR HIGH QUANTITIES OF FINE AND DIFFICULT DUST. THE CLEANING SYSTEM IS TOTALLY AUTOMATIC.
340.000 cm²

MAINTENANCE WINDOW
MAINTENANCE WINDOW TO CHANGE THE FILTER MORE EASILY

DISCHARGE SYSTEM
POSSIBLE TO SELECT THE RIGHT DISCHARGE SYSTEM

DOUBLE ELECTRO PNEUMATIC DISCHARGING BUTTERFLY VALVE
ATEX CERTIFIED

EX

ADJUSTABLE LEGS **DVAIR TECHNICAL DATA** 340.000 Cm² **SURFACE**

OPEN From 3500 mm

CLOSED To 2175 mm

		DV-AIR ATEX Z22 II3D
HEIGHT	mm	800
DIMENSIONS	mm	1185 x 1195
CARTRIDGES	N° mm	4 240 x 700
FILTER MEDIA		Antistatic Polyester
SURFACE AREA	cm ²	340.000
AIR TANK VOLUME	Lt	16
ATEX MARKING	EX	II3D



CHARACTERISTICS

TANGENTIAL INLET WITH CYCLONE SYSTEM



SIDE CHANNEL BLOWER ATEX CERTIFIED



ANTISTATIC "M" CLASS CARTRIDGES & SP SYSTEM

AUTOMATIC REVERSE JET CLEANING SYSTEM

THE SP SYSTEM IS PERFECT FOR HIGH QUANTITIES OF FINE AND DIFFICULT DUST. THE CLEANING SYSTEM IS TOTALLY AUTOMATIC.



From 90.000 Cm² to 120.000 Cm²

INOX ELECTRICAL BOARD INCLUDED



DISCHARGE SYSTEM

POSSIBLE TO SELECT THE RIGHT DISCHARGE SYSTEM

HF TECHNICAL DATA



From 5,5 HP to 30 HP

POWER



From 90.000 Cm² to 120.000 Cm²

SURFACE

		HF 5,5 ATEX Z22 II3D	HF 7,5 ATEX Z22 II3D	HF 10 ATEX Z22 II3D	HF 15 ATEX Z22 II3D
POWER	kW - HP	3~ 4 - 5,5	3~ 5,5 - 7,5	3~ 7,5 - 10	3~ 11 - 15
MAXIMUM VACUUM	mBar	310	300	310	390
VACUUM IN CONTINUOUS	mBar	270	275	270	300
MAXIMUM AIR FLOW	m ³ /h	500	520	750	1120
FILTER MEDIA		Antistatic Polyester	Antistatic Polyester	Antistatic Polyester	Antistatic Polyester
SURFACE AREA	cm ²	90.000	90.000	120.000	120.000
ATEX MARKING		II 3 D Ex htc IIIB T140°C Dc	II 3 D Ex htc IIIB T140°C Dc	II 3 D Ex htc IIIB T140°C Dc	II 3 D Ex htc IIIB T140°C Dc

		HF 20 ATEX Z22 II3D	HF 25 ATEX Z22 II3D	HF 30P ATEX Z22 II3D	HF 30S ATEX Z22 II3D
POWER	kW - HP	3~ 15 - 20	3~ 18,5 - 25	3~ 22 - 30	3~ 18,5 - 25
MAXIMUM VACUUM	mBar	420	310	240	550
VACUUM IN CONTINUOUS	mBar	350	270	200	380
MAXIMUM AIR FLOW	m ³ /h	1120	1380	1985	1180
FILTER MEDIA		Antistatic Polyester	Antistatic Polyester	Antistatic Polyester	Antistatic Polyester
SURFACE AREA	cm ²	120.000	120.000	120.000	120.000
ATEX MARKING		II 3 D Ex htc IIIB T140°C Dc	II 3 D Ex htc IIIB T140°C Dc	II 3 D Ex htc IIIB T140°C Dc	II 3 D Ex htc IIIB T140°C Dc

AVAILABLE DISCHARGE SYSTEMS



DOUBLE ELECTRO PNEUMATIC DISCHARGING BUTTERFLY VALVE


Automatic discharge system with 150 or 250 mm diameter double electro-pneumatic butterfly valve. It allows the material to be discharged from the hopper cone without stopping the suction.

II 2/3D Ex h IIIB T100°C Db/DcX



MANUAL DISCHARGE BUTTERFLY VALVE

Manual discharge butterfly valve available in 150 mm and 250 mm diameter.



BALANCED FLAP

Automatic discharge system with flap and counterweight. When the vacuum cleaner is switched off, the weight of the material opens the flap discharging the hopper.



DISCHARGE SYSTEMS

ATEX certified rotary valve for continuous hopper discharge.

II 1/3D Ex c T135°C



ROTATING LEVEL SENSOR

Motorised 24V low voltage sensor with rotating blade, ATEX Z21 certified. Useful to detect when the bin/hopper is full.

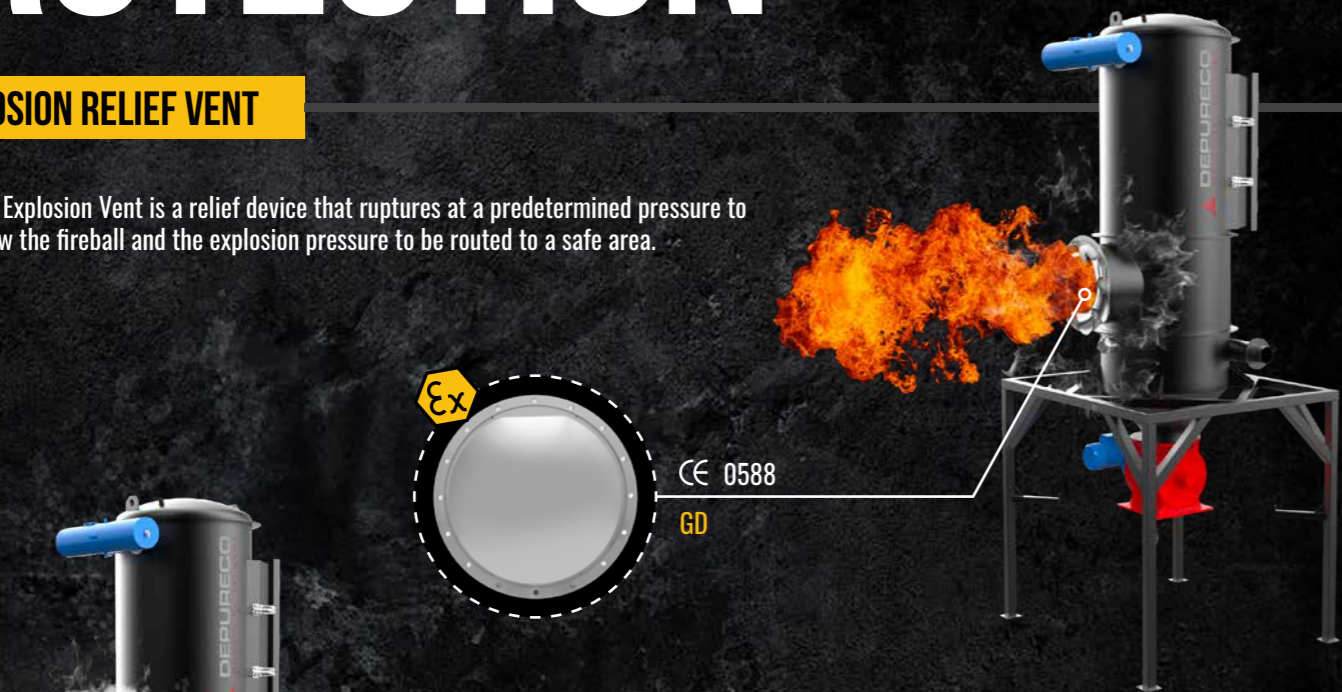
Ex II II 1/2D Ex ta/tb IIIC T85°C IP65 De/Db



PASSIVE PROTECTION

EXPLOSION RELIEF VENT

— The Explosion Vent is a relief device that ruptures at a predetermined pressure to allow the fireball and the explosion pressure to be routed to a safe area.




FLAMELESS VENT

— The flameless Vents are designed to quench the flames front and relieve the pressure. This vent is typically used in applications which cannot be vented to a safe area, outside.



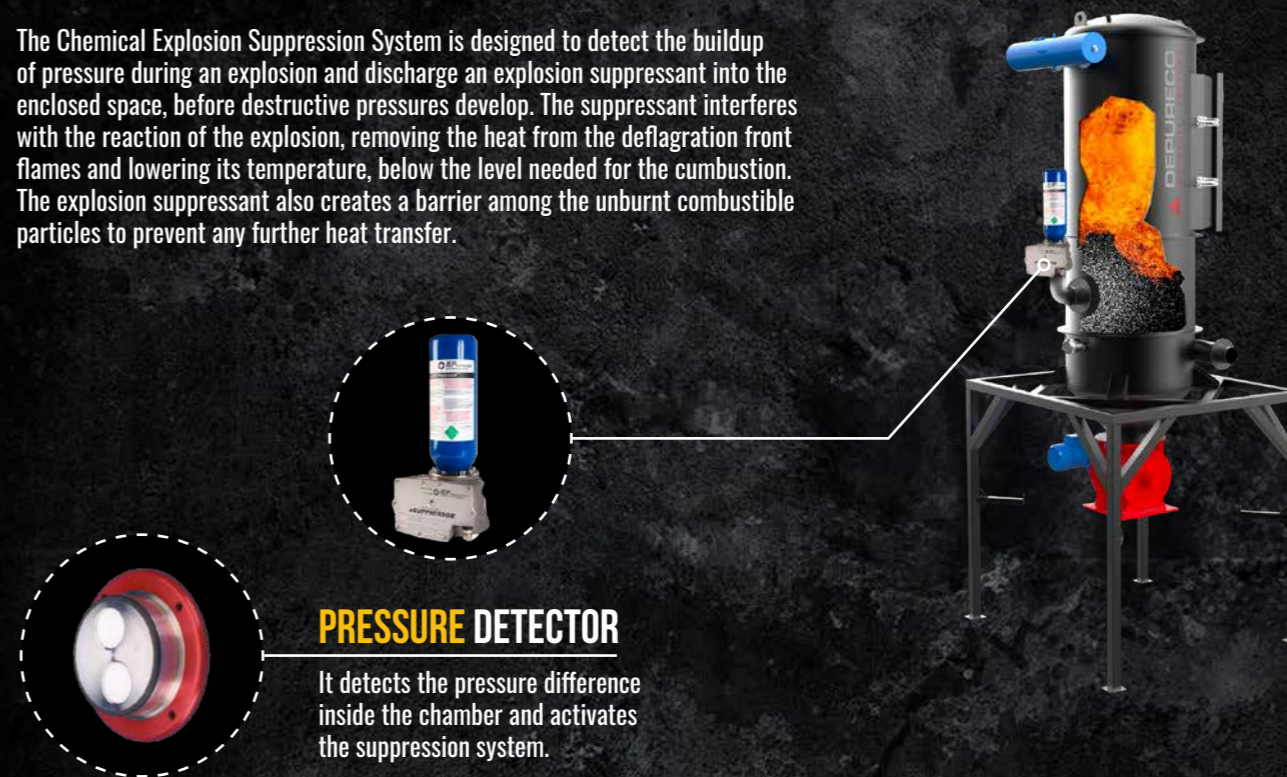
ISOLATION FLAP VALVE

— Isolation Systems are designed to detect an incipient explosion and react to minimize the risk for the deflagration to expand to other equipment connected to the same network process. This system provides a mechanical barrier which isolates the deflagration event.



CHEMICAL EXPLOSION SUPPRESSION SYSTEM

— The Chemical Explosion Suppression System is designed to detect the buildup of pressure during an explosion and discharge an explosion suppressant into the enclosed space, before destructive pressures develop. The suppressant interferes with the reaction of the explosion, removing the heat from the deflagration front flames and lowering its temperature, below the level needed for the combustion. The explosion suppressant also creates a barrier among the unburnt combustible particles to prevent any further heat transfer.



CO2 EXTINGUISHING SYSTEM

— The sensor tube can be easily installed directly in the volume to be protected where the fire could start. When in service, the tube is pressurized with dry nitrogen at 16 bar. The dynamics of pressurization makes the tube more reactive to the heat. If flames occur, the heat of the fire bursts the sensor pipe under pressure, in its hottest point (about 110 °C). The sudden depressurization of the tube activates a special differential valve and instantly submerges the affected area with the CO2 extinguishing agent. The fire is quickly put down immediately after the start, reducing damage and downtime to a minimum.

